
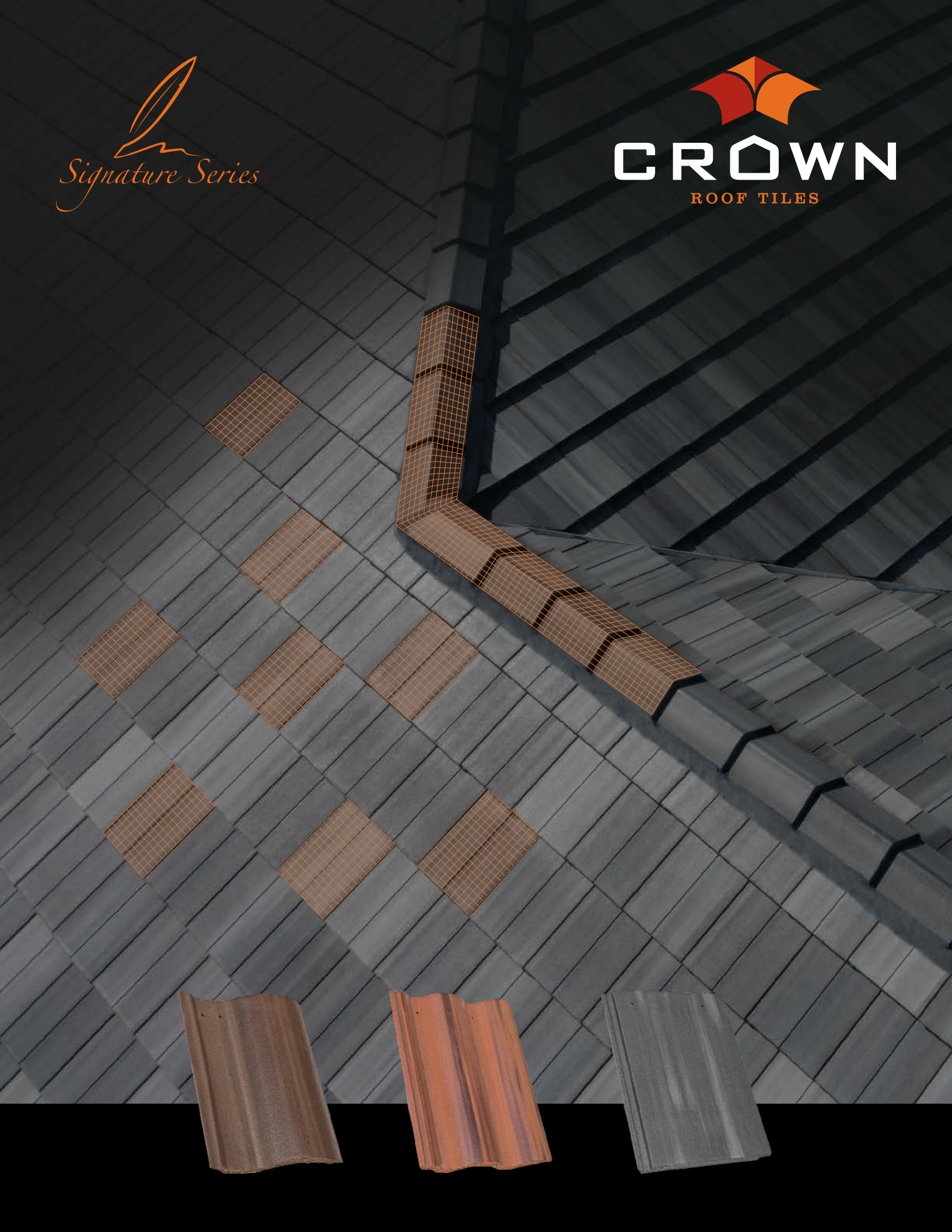


  
*Signature Series*

  
**CROWN**  
ROOF TILES





## Customers for life.

At Crown customers come first. We strive to provide immediate and personalized attention to all of our customers requests. We know that time and money are key for any project therefore, we keep delivery times to a minimum and fairly priced high demand products in stock.

We succeed only when our customers succeed. We are dedicated to serving better and faster by providing high quality, innovative products, and creative solutions in a timely fashion. To back our commitment, we carefully select our suppliers and distribution network, which, supported by our highly trained sales representatives, can recommend a solution to any kind of project.

**At Crown we are committed to your complete satisfaction**



# Worldwide and in your neighborhood.



## A World of experience

Being part of a Group that has global presence allows us to access valuable know-how from our biggest asset within the Company, our People. Through best-practice sharing we are able to benefit from over 50 years of industry experience making us more flexible, productive, and efficient to better serve our customers.

USA  
England  
Scotland  
Mexico

We have converted ideas and dreams into realities in different parts of the world for decades.

## Crown Roof Tiles provides great durability with beauty



**Impact Resistance and Durability:** Concrete roof tiles provide resistance and durability offering a product that will last for a lifetime.



**Fire Safe Product:** All CROWN roof tiles are rated Class A per ASTM E108 Standards – the highest fire rating protection available, allowing homeowners to reduce insurance premium costs.



**Water Proof System:** A highly compacted product covered by a protective coating creates a low permeability tile, which has an “Inter-Lock” assembly system that reduces water filtrations to the roof.



**Thermal Insulation:** A reflective coating that covers the roof tiles as well as an air cushion generated between the tile and the roof, provide insulation to the structure, which will translate into lower energy costs.



**UV Protection for Roof Covering:** Your roof covering will be protected against harmful UV rays and weather elements extending the longevity of the structure while reducing maintenance costs overtime.



**Roof Components and Standard Trim:** CROWN has all the necessary components needed to produce a professional and beautiful roof installation that will provide a consistent look throughout the project.



**Natural and Friendly to the Environment:** Our proximity to our natural raw materials, having a low fuel intensive production process, and our central location in the market make our concrete roof tiles an environment friendly product.

## You're in safe hands

### Limited Lifetime Product Warranty

For our complete Limited Lifetime Product Warranty information, visit our website at [crownrooftiles.com](http://crownrooftiles.com) or contact us at 863.993.4004



### Fully Tested and Widely Certified Products

- ASTM C-67 Freeze/Thaw Test
- ASTM C-1492
- ASTM E330-97 Standard Test Method for Structural Performance



Sanibel: 24-1008.16  
Tuscany: 25-0127.09  
Windsor: 25-0127.10  
Windsor II: 25-0127.10



Sanibel: 30797.1  
Tuscany: 30797.2  
Windsor: 30797.3  
Windsor II: 30797.4





# ROOF TILE OPTIONS

## Profiles

Crown Roof Tiles produces a wide variety of profiles that meet the demands of today's design requirements. The company offers a range of High, Medium, and Low profile barrel tiles complemented by three types of Windsor Flat roof tiles.



### SANIBEL

Sanibel roof tiles are known for a high barrel that reflects a traditional style of great elegance. This roof tile adds visual texture to roofs, making it an ideal product for large projects.



### TUSCANY

Tuscany roof tiles have soft curves representing a classic European style. This is the best-known roof tile in the world and can be adapted to any type of contemporary or traditional architecture.



### WINDSOR SLATE

Windsor Slate is a flat roof tile with a smooth surface. This tile was traditionally used in ancient European castles. It provides great texture and gives the appearance of movement on roofs.



### WINDSOR SPLIT SLATE

Windsor Split Slate is a flat roof tile with a division in the middle that gives the appearance of smaller tiles. This tile has a smooth surface on both sides giving it a modern look that replicates a Contemporary English Cottage look.



### WINDSOR SHAKE

Windsor Shake is a flat roof tile with a vertical wood grain texture, simulating a wooden shingle. This roof tile has a rustic appearance and gives any project a natural touch.

## Categories

Crown offers four categories of roof tiles that provide an attractive assortment of colors and finishes to complement the exterior color palette and architectural design of any project.



### Standard Color-Thru

Roof tiles produced with one or more color tones blended in the process.



### Premium Color-Thru

Roof tiles produced with the Standard Color-Thru system using a greater amount of color and/or higher priced color pigments.



### Slurry

White slurry is applied to the Polar White premium color-Thru.



### Custom Blends

Group of two or more colors blended naturally in the mixture.

## Colors

Color can provide specific properties, including greater or lesser amounts of light to a façade and proportions that can be changed. To help with tile color selection, we developed four color groups.



### W Warm

Colors that add warmth to homes and allow for the creation of more protected ambiances.



### L Luminous

Colors that provide more light to a home and create cleaner spaces.



### N Natural

Colors that by themselves inspire natural tones.



### S Shadows

Colors that add elegance and sober tones to homes.



**New State-of-the-Art plant Centrally  
Located to provide Exceptional  
Customer Service**

## The New Standards

Unlike other roof tile producers, Crown has taken steps to listen and to address the industry's needs.




The  
**SureFit**  
System

- No shadow lines on the butt ends
- Underside guide beam helps align tiles
- Clean fit and good nail/screw penetration
- Small space between the tile and roof deck, less adhesive-base applications
- Batten lugs positioned to ensure solid mechanical penetration



The  
**TitePack**  
System

- Factory banded tile six-packs and four/five-packs on Windsor profile including trim pieces at four packs eliminate costly and time consuming securing of tile on the job site
- Most stable and safest palletized package in the industry
- Banded system designed to reduce breakage
- Precise packaging enables consistent roof loading and tile counts



The  
**FastLoad**  
System

- Expedited truck loading
- HD inbound/outbound photo images
- Tube vacuum system to expedite paperwork and reduce wait time for drivers
- Real time e-mail communication to dispatchers
- DOT certified truck scales allow us to keep loads within legal weight limits




The  
**EasySample**  
System

- Sample shipping system with tracking process to ensure control of samples
- Slice boxes that can carry six slices of tile colors
- Boxes for full tile shipping of up to 3 pieces
- On-Line sample request form available
- Product /Job Location database to track specific products purchased from us



The  
**SmartBlend**  
System

- We offer consistent factory blended products that eliminate the need to blend tiles on the roof during installation while preventing the potential appearance of "Hot Spots"
- Significant savings of up to \$5.00 per square can be achieved while obtaining a better finished roof for your project
- Loading and Installation times will be reduced resulting in improved efficiencies for our customers
- Our SmartBlend System will provide consistency of blends and colors that is so difficult to achieve in large projects





High Quality Products Crafted by our Skilled and Experienced Team using the Most Advanced Technology in the World!



# TUSCANY

Standard Trim  
Universal Trim



**W** ATSSC001  
**MISSION TERRACOTTA RANGE**  
Standard Color-Thru  
*Range of Terracotta*



**W** ATSSC001

**MISSION TERRACOTTA RANGE**  
*Range of Terracotta* **Standard Color-Thru**



**W** ATSSC002

**BURNT TERRACOTTA** Standard Color-Thru  
*Terracotta with Black and Mahogany flash*



**W** ATSSC007

**BOUGAINVILLEA** Standard Color-Thru  
*Orange Red with Red flash*



**S** ATSSC010

**MANATEE** Standard Color-Thru  
*Gray with Black and White flash*





# TUSCANY

Standard Trim  
Universal Trim



L ATSSC011

**SAND DOLLAR Standard Color-Thru**  
*Tan with White flash*



L ATSSC012

**SILVERADO Standard Color-Thru**  
*Gray with Silver and White flash*



N ATSSC015

**BIRCHWOOD Standard Color-Thru**  
*Dark Brown with Black Flash*



W ATSSC016

**SMOKED FIRECLAY Standard Color-Thru**  
*Light Red with White flash*



N ATSSC022

**SEQUOIA Standard Color-Thru**  
*Medium Brown with Black and Dark Brown flash*




N ATSSC026

**TOBACCO RANGE Standard Color-Thru**  
*Range of Dark Brown*



W ATSSC035

**ADOBE RANGE Standard Color-Thru**  
*Range of Orange Red*



N ATSPC100

**EVERGLADES Premium Color-Thru**  
*Green with Dark Green flash*



L ATSPC101

**POLAR WHITE Premium Color-Thru**  
*White cement with White slurry  
(Please refer to Disclaimer on Page 23)*



W ATSCB302

**SAN ANTONIO Custom Blends**  
*Terracotta, Tan, Ash Brown with Dark Brown and Red flash*



S ATSCB312

**THUNDERSTORM BLEND Custom Blends**  
*Range of Charcoal Black with Black Flash*



S ATSCB313

**MOONLIGHT GRAY BLEND Custom Blends**  
*Gray, Light Gray, and Charcoal with White and Black flash*

The colors printed in this catalog may vary from actual roof tile colors.

# SANIBEL

Standard Trim  
Universal Trim



**W** ASASC001

**MISSION TERRACOTTA RANGE**  
*Range of Terracotta*      **Standard Color-Thru**




**W** ASASC002

**BURNT TERRACOTTA Standard Color-Thru**  
*Terracotta with Black and Mahogany flash*



**N** ASASC004

**SANDHILL Standard Color-Thru**  
*Golden Brown with Brown and Orange flash*




**W** ASASC005

**SUNBURST Standard Color-Thru**  
*Orange with Yellow and Red flash*



**W** ASASC007

**BOUGAINVILLEA Standard Color-Thru**  
*Orange Red with Red flash*



**S** ASASC010

**MANATEE Standard Color-Thru**  
*Gray with Black and White flash*



**N** ASASC004

**SANDHILL Standard Color-Thru**  
*Golden Brown with Brown and Orange flash*



**W** ASACB308

**NEW FLORIDA BLEND Custom Blends**  
*Red, Gray, and Golden Tan with Black & Brown flash*



**W** ASACB305

**NUEVA ESPAÑA BLEND Custom Blends**  
*Terracotta, Clay, and Tan*



**L** ASAPC101

**POLAR WHITE Premium Color-Thru**  
*White cement with White slurry*  
*(Please refer to Disclaimer on Page 23)*

# SANIBEL

Standard Trim  
Universal Trim



**SAND DOLLAR Standard Color-Thru**  
*Tan with White flash*



**SILVERADO Standard Color-Thru**  
*Gray with Silver and White flash*



**BIRCHWOOD Standard Color-Thru**  
*Dark Brown with Black flash*



**FRENCH ROAST Standard Color-Thru**  
*Ash Brown with Dark Brown Flash*



**ROYAL PLUM Standard Color-Thru**  
*Plum with Dark Brown and Plum flash*



**SEQUOIA Standard Color-Thru**  
*Medium Brown with Black and Dark Brown flash*



**BARKWOOD Standard Color-Thru**  
*Maple Brown with Dark Brown flash*



**AMERICAN OAK Standard Color-Thru**  
*Medium Tan with Black and Brown flash*



**TOBACCO RANGE Standard Color-Thru**  
*Range of Dark Brown*



**POLAR WHITE Premium Color-Thru**  
*White cement with White slurry*  
*(Please refer to Disclaimer on Page 23)*



**MADERA BLEND Custom Blends**  
*Dark and light Browns and Mahogany with*  
*Brown and Mahogany flash*



**SAN ANTONIO BLEND Custom Blends**  
*Terracotta, Tan, Ash Brown with Dark and light*  
*Brown flash*

# SANIBEL

Standard Trim  
Universal Trim



**W** ASACB303

**NAVAJO BLEND Custom Blends**  
*Tan, Red, and Mahogany, with Brown flash*



**W** ASACB305

**NUEVA ESPAÑA BLEND Custom Blends**  
*Terracotta, Clay, and Tan*



**W** ASACB308

**NEW FLORIDA BLEND Custom Blends**  
*Red, Gray, and Golden Tan with Black & Brown flash*



**S** ASACB312

**THUNDERSTORM BLEND Custom Blends**  
*Range of Charcoal Black with Black Flash*



**S** ASACB313

**MOONLIGHT GRAY BLEND Custom Blends**  
*Gray, and Charcoal with White and Black flash*



**N** ASACB314

**ASHBROWN BLEND Custom Blends**  
*Gray, Brown, and Tan with Dark Brown flash*



**W** ASACB303

**NAVAJO BLEND Custom Blends**  
*Tan, Red, and Mahogany, with Brown flash*

# CUSTOM BLENDS

Custom Blends can be obtained by ordering different colors and quantities of our roof tiles and mixing them on the roof. When ordering field tile, one half of a pallet is the minimum order for each color.



50% Sequoia ASASC022  
50% Burnt TC ASASC002



33% Sandhill ASASC004  
33% Birchwood ASASC015  
34% Sand Dollar ASASC011




33% Polar White ASAPC101  
33% Manatee ASASC010  
34% Silverado ASASC012

# CROWN BOOSTED CAPS

Our Crown Boosted Caps are used to create a rustic look when using them as an accessory. When installed they provide the unique beauty of an old-authentic clay roof where concrete mortar was used to install and boost the roof tiles.


Our Boosted Caps are available for any color of our Sanibel profile and are installed using a clip and a mortar base of your color choice. You just need to select the color of the boost, the percentage of boost that you want to use, and the color of the mortar base. We recommend using our Crown Oxide to obtain the optimal color match.



% Boost	Additional*	
	Pieces	Lbs /Square
	9	65 lbs.
10%	18	130 lbs.
20%	27	195 lbs.
30%		

*\*The weight per square that would be added to the roof depends on the percentage of boosted caps used.*





# WINDSOR SLATE

**Standard Trim**  
Windsor Ridge  
Windsor Rake



**W** AWSSC007

**BOUGAINVILLEA** Standard Color-Thru  
*Orange Red with Red flash*



**S** AWSSC010

**MANATEE** Standard Color-Thru  
*Gray with Black and White flash*




**L** AWSSC011

**SAND DOLLAR** Standard Color-Thru  
*Tan with White flash*



**L** AWSSC012

**SILVERADO** Standard Color-Thru  
*Gray with Silver and White flash*



**N** AWSSC015

**BIRCHWOOD** Standard Color-Thru  
*Dark Brown with Black flash*



**W** AWSSC016

**SMOKED FIRECLAY** Standard Color-Thru  
*Light Red with White flash*



**N** AWSSC017

**IRONWOOD** Standard Color-Thru  
*Dark Taupe with Brown and Orange flash*



**N** AWSSC020

**FRENCH ROAST** Standard Color-Thru  
*Ash Brown with Dark Brown Flash*




**N** AWSSC021

**ROYAL PLUM** Standard Color-Thru  
*Plum with Dark Brown and Plum flash*



**N** AWSSC024

**AMERICAN OAK** Standard Color-Thru  
*Medium Tan with Black and Brown flash*



**N** AWSSC026

**TOBACCO RANGE** Standard Color-Thru  
*Range of Dark Brown*



**S** AWSCB311

**CHARCOAL BLACK BLEND** Standard Color-Thru  
*Range of Charcoal Black*



**N** AWSSC024

**AMERICAN OAK** Standard Color-Thru  
*Medium Tan with Black and Brown flash*


Finishes that provide an authentic look



**S** AWSCB312

**THUNDERSTORM BLEND** Custom Blends  
*Range of Charcoal Black with Black Flash*





# WINDSOR SLATE

**Standard Trim**  
Windsor Ridge  
Windsor Rake



**N** AWSPC103

**SEA GREEN Premium Color-Thru**  
Dark Green with Black flash




**L** AWSPC101

**POLAR WHITE Premium Color-Thru**  
White cement with White slurry  
*(Please refer to Disclaimer on Page 23)*



**N** AWSCB300

**MADERA BLEND Custom Blends**  
Dark and light Browns with Mahogany flash




**W** AWSCB308

**NEW FLORIDA BLEND Custom Blends**  
Red, Gray, and Golden Tan with Black & Brown flash



**S** AWSCB312

**THUNDERSTORM BLEND Custom Blends**  
Range of Charcoal Black with Black Flash



**S** AWSCB313

**MOONLIGHT GRAY BLEND Custom Blends**  
Grays, and Charcoal with White and Black flash



**N** AWSCB314

**ASHBROWN BLEND Custom Blends**  
Grays, Browns, and Tans with Dark Brown flash



**N** AWSCB314

**ASHBROWN BLEND Custom Blends**  
Grays, Browns, and Tans with Dark Brown flash



# WINDSOR SPLIT SLATE

**Standard Trim**  
Windsor Ridge  
Windsor Rake



**S** AWLCB311  
**CHARCOAL BLACK BLEND** Standard Color-Thru  
*Range of Charcoal Black*



**W** AWLSC001

**MISSION TERRACOTTA RANGE**  
*Range of Terracotta* **Standard Color-Thru**



**S** AWLSC010

**MANATEE** Standard Color-Thru  
*Gray with Black and White flash*



**L** AWLSC012

**SILVERADO** Standard Color-Thru  
*Gray with Silver and White flash*




**N** AWLSC015

**BIRCHWOOD** Standard Color-Thru  
*Dark Brown with Black flash*



**S** AWLCB311

**CHARCOAL BLACK BLEND** Standard Color-Thru  
*Range of Charcoal Black*



**S** AWLCB313

**MOONLIGHT GRAY BLEND** Custom Blends  
*Gray, Light Gray, and Charcoal with White and Black flash*



# WINDSOR SHAKE

**Standard Trim**  
Shake Ridge  
Shake Rake



**N** AWKSC024  
**AMERICAN OAK** Standard Color-Thru  
*Medium Tan with Black and Brown flash*



**L** AWKSC012

**SILVERADO** Standard Color-Thru  
*Gray with Silver and White flash*



**N** AWKSC015

**BIRCHWOOD** Standard Color-Thru  
*Dark Brown with Black flash*



**N** AWKSC023

**BARKWOOD** Standard Color-Thru  
*Maple Brown with Dark Brown flash*



**N** AWKSC024

**AMERICAN OAK** Standard Color-Thru  
*Medium Tan with Black and Brown flash*



**N** AWKCB300

**MADERA BLEND** Custom Blends  
*Dark and light Browns and Mahogany with Brown and Mahogany flash*



**N** AWKCB314

**ASHBROWN BLEND** Custom Blends  
*Light Grays, Browns, and Tans with Dark Brown flash*

The colors printed in this catalog may vary from actual roof tile colors.



**N** AWKSC023

**BARKWOOD** Standard Color-Thru  
*Maple Brown with Dark Brown flash*

Finishes that provide an authentic look



**S** AWLCB311

**CHARCOAL BLACK BLEND** Standard Color-Thru  
*Range of Charcoal Black*

# PRODUCT SPECIFICATIONS

## Crown offers roof tiles, standard trim, and roof components to provide a complete roofing system.

At Crown, we think of our products not only as a dynamic protection system for your home, but also see them as a key design element that reflects your unique lifestyle. By offering the highest quality roof tiles in the market and combining them with top grade accessories, and a proper installation from a Qualified Installer you can achieve the highest functionality and best appearance for your home while enjoying the benefits of a Complete Roofing System. This is why you will not find a better product to transform your house into your familie's unique and exclusive home.

Profiles		Size and Coverage**	Tiles/Sq.***	Pieces/Ft	Tiles/Pallet	Tile(lbs.)	Sq.(lbs.)	Pallet(lbs.)
Sanibel		17" x 13 <sup>1</sup> / <sub>4</sub> " (Total) 14" x 11 <sup>7</sup> / <sub>8</sub> " (Exposed)	87	-	288	11.00	957	3,220
Tuscany		17" x 13" (Total) 14" x 12" (Exposed)	85	-	288	10.50	893	3,075
Windsor Slate		17" x 13" (Total) 14" x 12" (Exposed)	85	-	288	12.35	1,050	3,607
Windsor Split Slate		17" x 13" (Total) 14" x 12" (Exposed)	85	-	288	12.35	1,050	3,607
Windsor Shake		17" x 13" (Total) 14" x 12" (Exposed)	85	-	288	12.35	1,050	3,607
Universal Trim		17" x 10" (Total) 14" x 10" (Exposed)	-	0.86	140	11.75	-	1,725
Boosted Caps		17" x 13 <sup>1</sup> / <sub>4</sub> " (Total) 13 <sup>1</sup> / <sub>2</sub> " x 6" (Exposed)	-	-	108	11.00	-	1,240
Windsor Ridge Shake Ridge*		17" x 10" (Total) 14" x 10" (Exposed)	-	0.86	200	11.75	-	2,430
Windsor Rake Shake Rake*		17" x 8 <sup>1</sup> / <sub>2</sub> " (Total) 14" x 8 <sup>1</sup> / <sub>2</sub> " (Exposed)	-	0.86	168	10.50	-	1,844

\*Shake Ridge and Rake available only for Windsor Shake  
 \*\*All dimensions and weights are approximate  
 \*\*\*3" Headlap for All Profiles

# ROOF COMPONENTS AND STANDARD TRIM

At Crown we offer components needed for proper roof tile installation, which together with our roof tiles and standard trim produce a Complete Roofing System which will provide a lasting solution that can withstand Snow, Rain, Heat, and High Winds when properly installed.



For information or questions regarding installation of our roof tiles, standard trim, and roof components we recommend you check the Tile Roofing Institute (TRI) Installation Manual at [www.tilerroofing.org](http://www.tilerroofing.org) and local building codes.

# SUGGESTED EAVE METAL COLORS

Copper and pre-painted colors in Aluminum are available upon request. Please contact your sales representative or customer service for a price quote and availability.

COLOR	SUGGESTED EAVE CLOSURE
-------	------------------------

Adobe Range	Terra Cotta
American Oak	Brown or Tan
Ashbrown Blend	Brown or Tan
Barkwood	Brown
Birchwood	Brown
Bougainvillea	Terra Cotta or White
Burnt Terra Cotta	Terra Cotta
Charcoal Black Blend	Black
Everglades	White
French Roast	Brown or Gray
Ironwood	Brown
Madera Blend	Brown or Tan
Manatee	Gray
Mission Terra Cotta	Terra Cotta
Moonlight Gray Blend	Black or Gray
Navajo Blend	Terra Cotta
New Florida Blend	Gray or Tan
Nueva Espana Blend	Terra Cotta
Polar White	White
Royal Plum	Brown
San Antonio Blend	Terra Cotta or Brown
Sand Dollar	Tan

COLOR	SUGGESTED EAVE CLOSURE
-------	------------------------

Smoked Fireclay	White
Sunburst	Terra Cotta
Thundertorm Blend	Black
Tobacco Range	Brown
Sandhill	Brown or Tan
Sea Green	White
Sequoia	Brown or Tan
Silverado	Gray



Tan



Terra Cotta



White



Gray



Black



Brown

# COLOR OXIDES

# CROWN SEALER

## STANDARD COLORS

Burnt Terracotta	COS001	Silverado	COS009
Mission Terracotta	COS001	Birchwood	COS015
Nueva España	COS001	Tobacco	COS015
Sunburst	COS001	Ashbrown	COS016
Adobe Blend	COS001	Ironwood	COS016
Madera	COS004	French Roast	COS018
Bougainvillea	COS005	Royal Plum	COS019
Navajo	COS005	Sequoia	COS020
Smoked Fireclay	COS005	Barkwood	COS021
San Antonio	COS006	American Oak	COS023
Manatee	COS007	New Florida	COS026
Sand Dollar	COS008		

## PREMIUM COLORS

Everglades	COP001
Sea Green	COP001
Polar White*	COP002
Charcoal Black	COP003
Moonlight Gray	COP003
Thunderstorm	COP003



\*To be mixed with white cement

**Crown Sealer** is a premium quality, water based acrylic-latex emulsion designed to seal, protect, and enhance concrete roof tiles. The fully cured film dries to an attractive satin sheen finish that prevents efflorescence, mildew, and algae. **Crown Sealer** is also suitable for many other properly prepared surfaces. Contact Crown Roof Tiles for specific uses and recommendations.

## FEATURES AND BENEFITS

When applied to concrete forms a more waterproof substrate. It will not wear away like watered down sealers.

Will help to stop efflorescence and maintain the original color of your roof tile.

Will protect your roof tiles from UV rays while sealing the pores.

Will help to retard the growth of mold and mildew forming on the roof tile.

Will reduce the frequency between each maintenance.

Reduces alkali bleeding and leaching when applied to new point up work.


The same sealer used in our manufacturing Process.



# EASY FORM PLUS®

# DISCLAIMER

**Easy Form Plus®** is a lightweight, environment friendly universal flashing that can be used for the sealing of almost any part of the roof. The material is flexible up to 30% due to its creped paintable aluminum surface composite. It comes with an extra metal grid that molds easily to the contours of the roof and walls and is particularly effective on corners. The butyl underside makes it very durable and it does not suffer from wind uplift.



## Dimensions

MC037: 12 in. (300mm) x 33 ft. (10m)  
MC038: 24 in. (600mm) x 16.5 ft. (5m)

1. Paintable creped aluminium composite
2. Metal grid
3. Butylon backing
4. Release paper - divided in two strips



Highly durable UV resistant metallic surface gives similar expected lifespan to lead and zinc.



Self-fixing to itself or onto dry, dust-free surfaces via an all across adhesive butyl lamination.



The fully adhered butyl underside makes it very durable and does not suffer from wind uplift.



Split Release paper allows for easy and precise installation.



Universal – flexible material suitable for all clay/concrete tiles and flat slate products.



Easy to form even in complex surfaces and can stretch up to 30% in dimensions.



Easier to form, lighter, and less expensive than lead.



Highly resistant to UV Rays, high temperatures, rain, snow, dust, and to constant exposure to the elements.



Environment friendly, safe lead-free product.

After constant exposure to environmental elements, the color of the roof tiles can change over time and may appear lighter compared to its original installation date. This happens by the effects of weathering and accumulation of dust and debris in the roof area. This effect can happen to any other concrete products that are exposed to the environment.

A temporary light patterning may appear on the tiles due to a condition common to all concrete products identified as Efflorescence. This is caused by a chemical reaction of the concrete that brings alkaline deposits to the surface of the tile. Although we treat all our products to minimize this occurrence, the presence and duration of the effect will depend on local weather and environmental conditions. This temporary occurrence does not affect the integrity of the tile.

Our slurry covered tiles are not recommended for use in areas where Freeze-Thaw Cycles may be present. Our Polar White tiles have a slurry coating that might not fully cover the leading edge of the tile.


The specifications contained in this catalog do not constitute in any way a warranty of our tiles. The only valid warranty is the "Crown Limited Lifetime Product Warranty" that is found on our website or on our Crown Warranty printout. Crown only warranties the quality of our products. Services and installation provided or manufactured by others are not included.

Product availability may change without notice.

Edition: 03/25



**CROWN**  
ROOF TILES



Edition: 03/25

6018 SW Highway 72, Arcadia, Florida 34266 T 863.993.4004 F 863.993.4009  
[www.crownrooftiles.com](http://www.crownrooftiles.com)